



# APPROPRIATIONS, OBLIGATIONS AND DISBURSEMENTS


As of Month Ending January, 2022

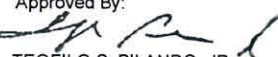
Department : Department of Labor and Employment (DOLE)  
 Agency : Professional Regulation Commission  
 Operating Unit : Regional Office - IVB  
 Organization Code : 16 008 0300017

| PARTICULARS                        | Available Appropriations 1 | Allotment Releases 1 |                               | Obligations  |                | Disbursements 2 |             |                  |
|------------------------------------|----------------------------|----------------------|-------------------------------|--------------|----------------|-----------------|-------------|------------------|
|                                    | Amount                     | Amount               | % to Available Appropriations | Amount       | % to Allotment | Amount          | % Allotment | % to Obligations |
| B. Details by Agency               | 21,765,503.18              | 21,765,503.18        | 100 %                         | 2,796,641.52 | 13 %           | 1,731,326.77    | 8 %         | 62 %             |
| Professional Regulation Commission | 21,765,503.18              | 21,765,503.18        | 100 %                         | 2,796,641.52 | 13 %           | 1,731,326.77    | 8 %         | 62 %             |
| Regional Office - IVB              | 21,765,503.18              | 21,765,503.18        | 100 %                         | 2,796,641.52 | 13 %           | 1,731,326.77    | 8 %         | 62 %             |
| Accounts Payable                   | 0.00                       | 0.00                 | 0 %                           | 0.00         | 0 %            | 0.00            | 0 %         | 0 %              |
| PS                                 | 0.00                       | 0.00                 | 0 %                           | 0.00         | 0 %            | 0.00            | 0 %         | 0 %              |
| MOOE                               | 0.00                       | 0.00                 | 0 %                           | 0.00         | 0 %            | 0.00            | 0 %         | 0 %              |
| FinEx                              | 0.00                       | 0.00                 | 0 %                           | 0.00         | 0 %            | 0.00            | 0 %         | 0 %              |
| CO                                 | 0.00                       | 0.00                 | 0 %                           | 0.00         | 0 %            | 0.00            | 0 %         | 0 %              |
| Current Year                       | 16,187,000.00              | 16,187,000.00        | 100 %                         | 2,796,641.52 | 17 %           | 1,731,326.77    | 11 %        | 62 %             |
| PS                                 | 9,154,000.00               | 9,154,000.00         | 100 %                         | 794,164.52   | 9 %            | 478,849.77      | 5 %         | 60 %             |
| MOOE                               | 7,033,000.00               | 7,033,000.00         | 100 %                         | 2,002,477.00 | 28 %           | 1,252,477.00    | 18 %        | 63 %             |
| FinEx                              | 0.00                       | 0.00                 | 0 %                           | 0.00         | 0 %            | 0.00            | 0 %         | 0 %              |
| CO                                 | 0.00                       | 0.00                 | 0 %                           | 0.00         | 0 %            | 0.00            | 0 %         | 0 %              |
| Prior Year                         | 5,578,503.18               | 5,578,503.18         | 100 %                         | 0.00         | 0 %            | 0.00            | 0 %         | 0 %              |
| PS                                 | 0.00                       | 0.00                 | 0 %                           | 0.00         | 0 %            | 0.00            | 0 %         | 0 %              |
| MOOE                               | 5,578,503.18               | 5,578,503.18         | 100 %                         | 0.00         | 0 %            | 0.00            | 0 %         | 0 %              |
| FinEx                              | 0.00                       | 0.00                 | 0 %                           | 0.00         | 0 %            | 0.00            | 0 %         | 0 %              |
| CO                                 | 0.00                       | 0.00                 | 0 %                           | 0.00         | 0 %            | 0.00            | 0 %         | 0 %              |

Certified Correct:  
  
 WILMA T. UNANA  
 Budget Officer  
 Date: 2022-02-11 10:43:58

Certified Correct:  
  
 RASETES E. RAZONABE  
 Chief Accountant  
 Date: 2022-02-11 10:43:58

Recommending Approval:  
  
 JOSE A. ABUNDO  
 Director, PMFS  
 Date: 2022-02-11 10:44:25

Approved By:  
  
 TEOFILO S. PILANDO, JR.  
 Agency Head  
 Date: 2022-02-11 10:44:58

1/2 4 1